

DESCRIPTION

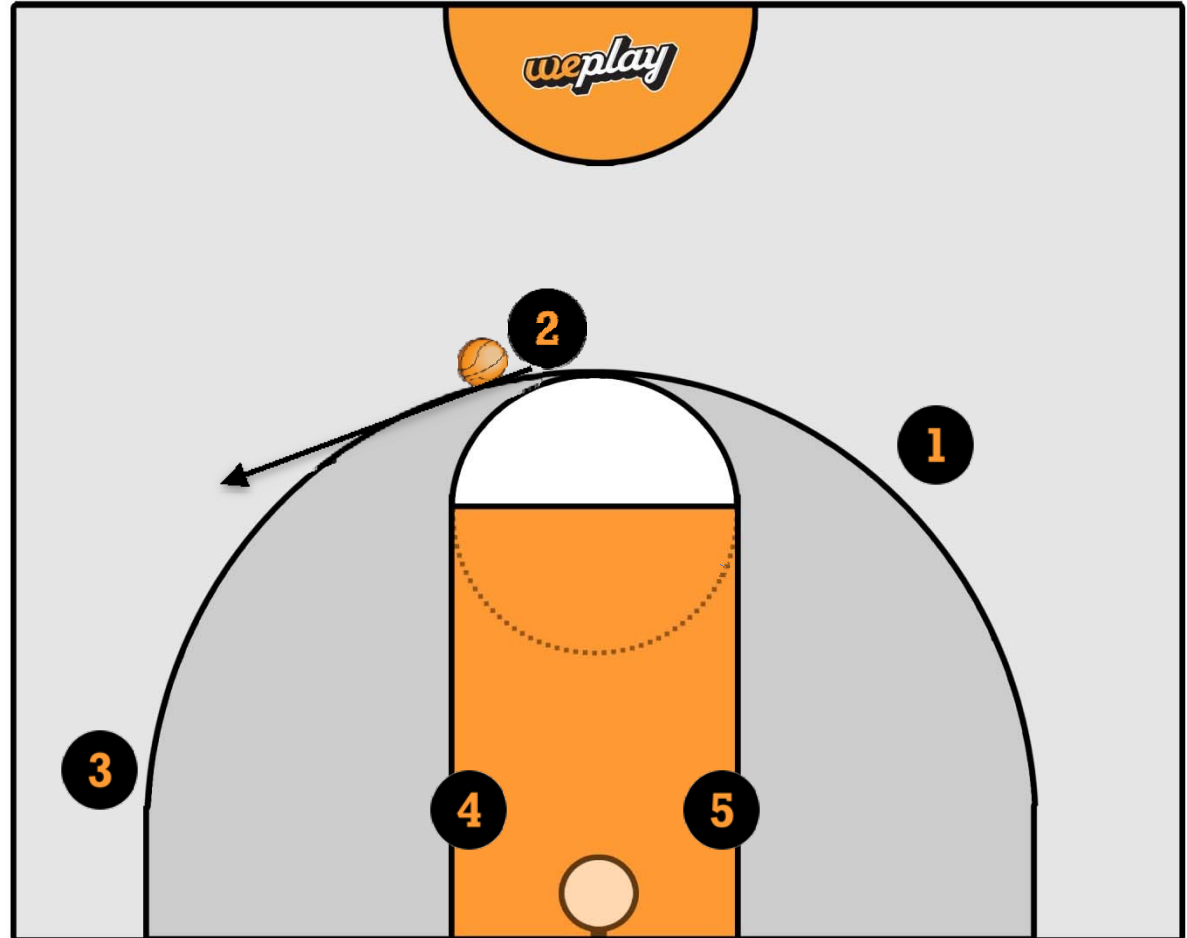
This 3-pointer play is designed to get a wide open 3-point shot from the corner for the (2) or best outside shooter on the team using a double screen.

1. The (2) will dribble from the top of the key towards the wing and then makes a pass to the (3).
2. After the pass is made, the (2) will cut diagonally towards the (4) where the (4) will set a screen. The (1) heads to the top of the key.
3. The (2) will continue to cut through the baseline and pass the (5) who will set another screen for him/her so the (2) can get open in the corner.
4. As the (2) passes by the screens, the (3) will pass the ball to the (1) who then passes to the (2) for the open 3-pointer.

CATEGORY Offense

PLAY NAME

Offensive 3 Point Shot Play: "Carey"



DESCRIPTION

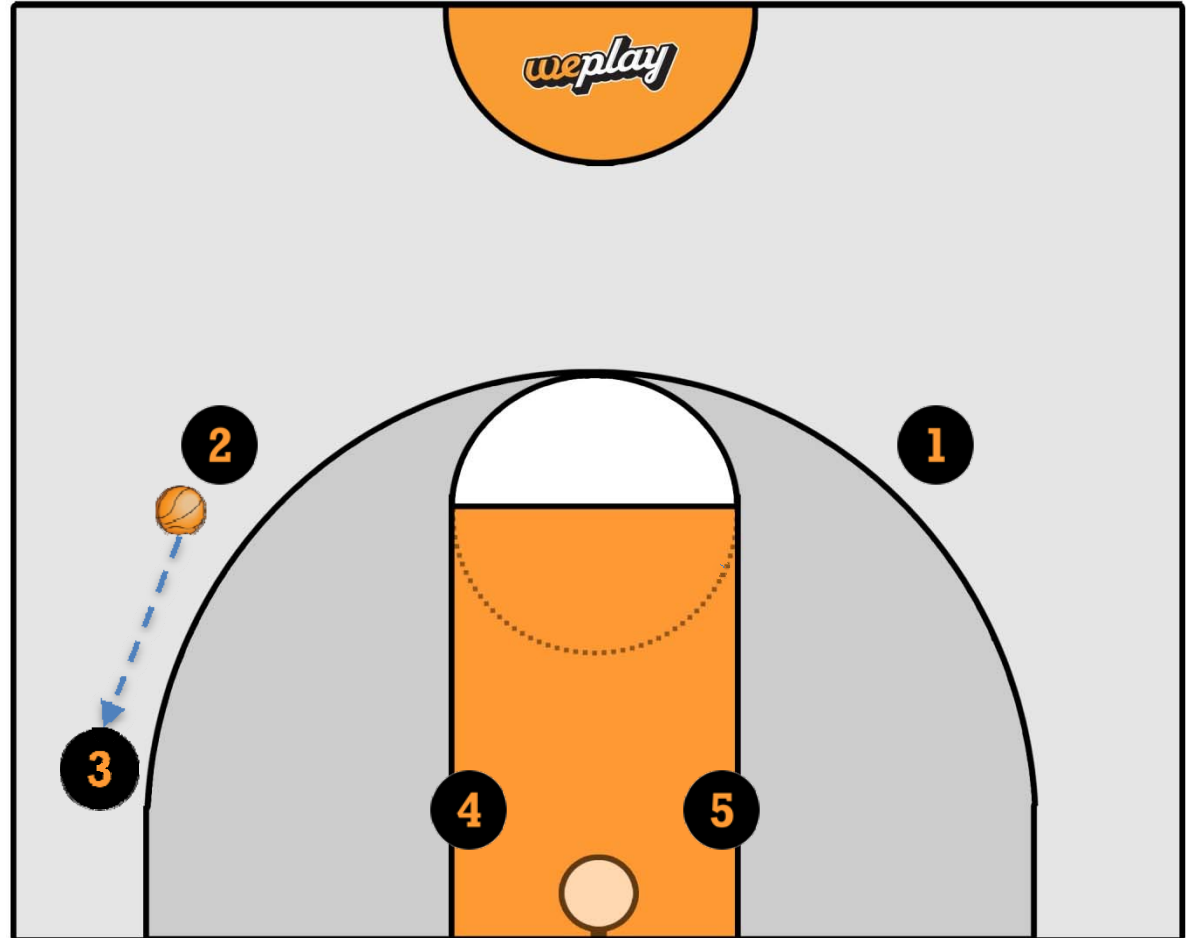
This 3-pointer play is designed to get a wide open 3-point shot from the corner for the (2) or best outside shooter on the team using a double screen.

1. The (2) will dribble from the top of the key towards the wing and then makes a pass to the (3).
2. After the pass is made, the (2) will cut diagonally towards the (4) where the (4) will set a screen. The (1) heads to the top of the key.
3. The (2) will continue to cut through the baseline and pass the (5) who will set another screen for him/her so the (2) can get open in the corner.
4. As the (2) passes by the screens, the (3) will pass the ball to the (1) who then passes to the (2) for the open 3-pointer.

CATEGORY Offense

PLAY NAME

Offensive 3 Point Shot Play: "Carey"



DESCRIPTION

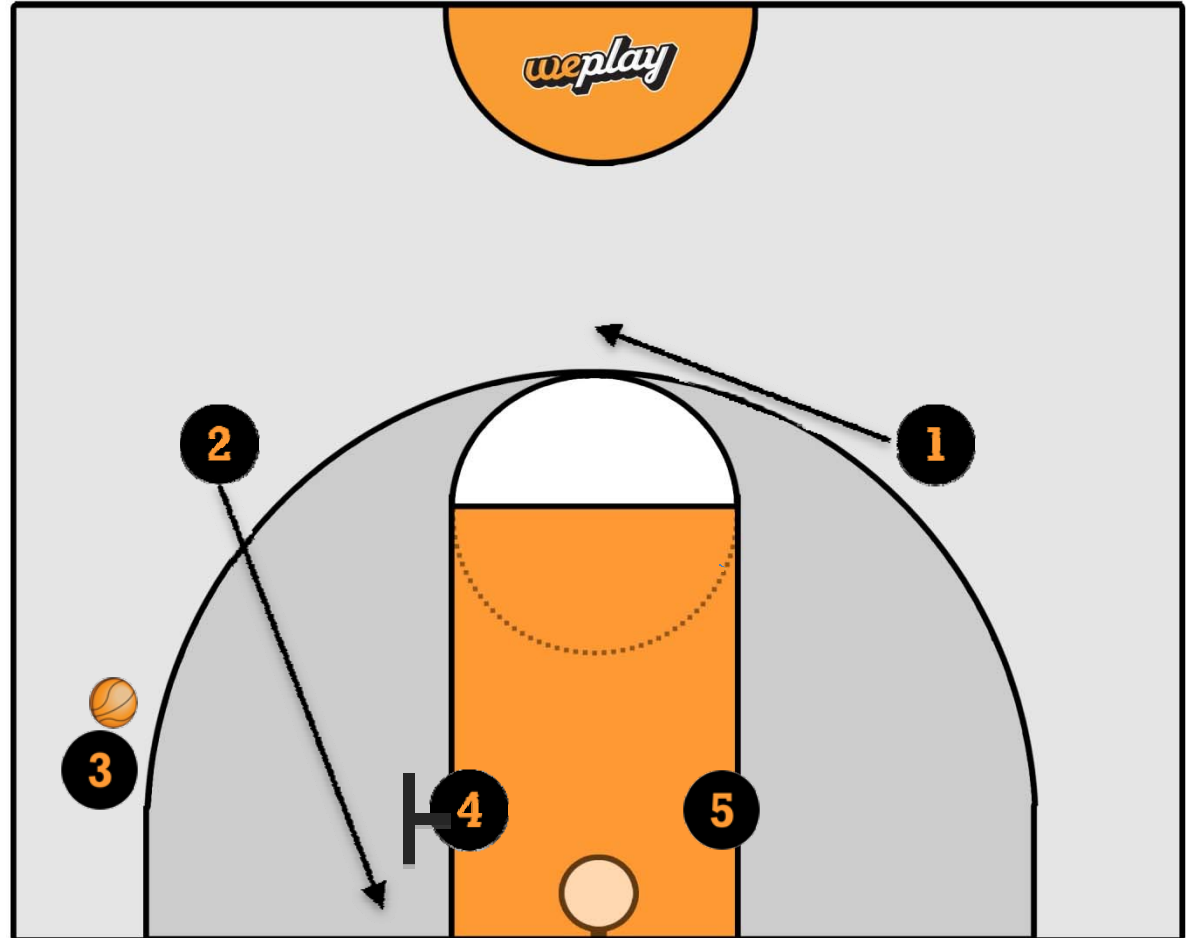
This 3-pointer play is designed to get a wide open 3-point shot from the corner for the (2) or best outside shooter on the team using a double screen.

1. The (2) will dribble from the top of the key towards the wing and then makes a pass to the (3).
2. **After the pass is made, the (2) will cut diagonally towards the (4) where the (4) will set a screen. The (1) heads to the top of the key.**
3. The (2) will continue to cut through the baseline and pass the (5) who will set another screen for him/her so the (2) can get open in the corner.
4. As the (2) passes by the screens, the (3) will pass the ball to the (1) who then passes to the (2) for the open 3-pointer.

CATEGORY Offense

PLAY NAME

Offensive 3 Point Shot Play: "Carey"



DESCRIPTION

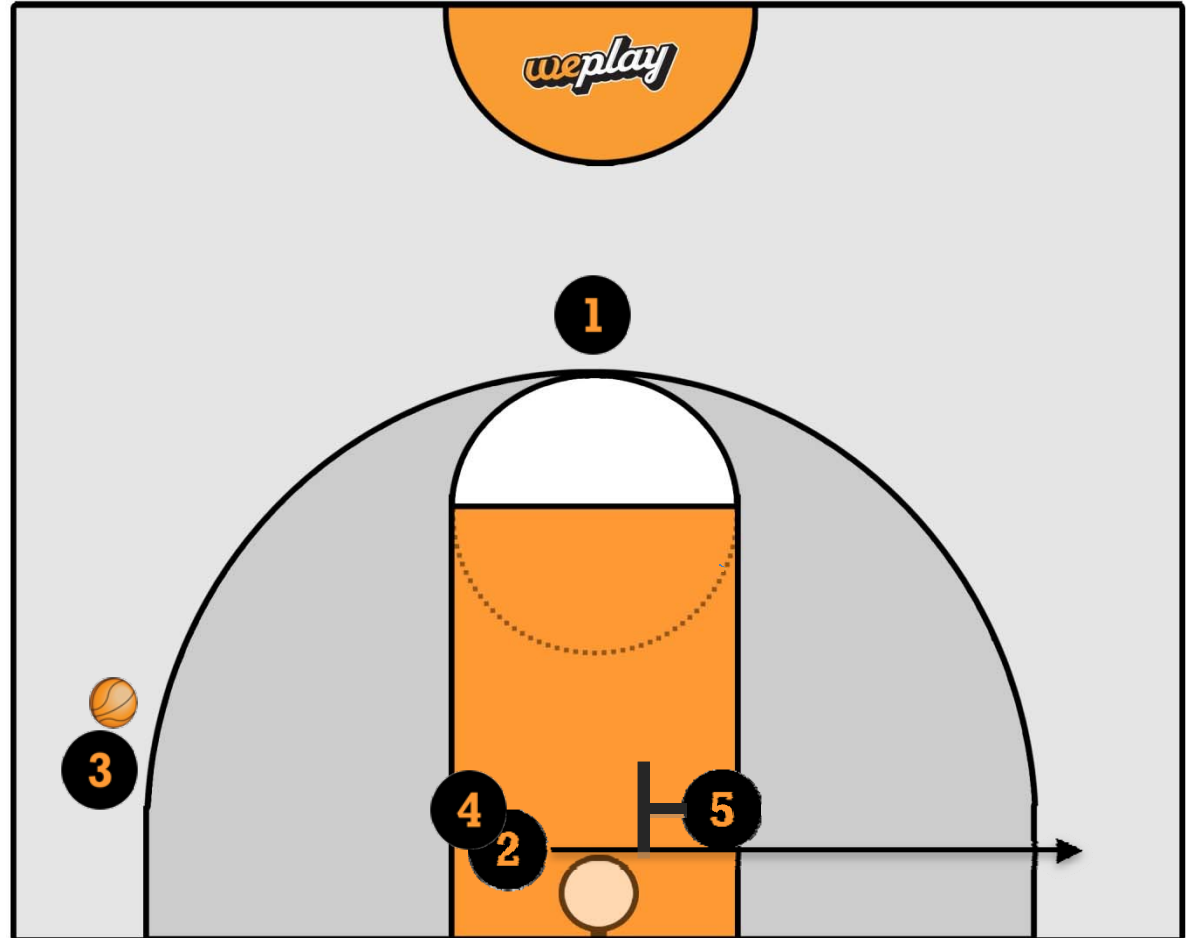
This 3-pointer play is designed to get a wide open 3-point shot from the corner for the (2) or best outside shooter on the team using a double screen.

1. The (2) will dribble from the top of the key towards the wing and then makes a pass to the (3).
2. After the pass is made, the (2) will cut diagonally towards the (4) where the (4) will set a screen. The (1) heads to the top of the key.
3. **The (2) will continue to cut through the baseline and pass the (5) who will set another screen for him/her so the (2) can get open in the corner.**
4. As the (2) passes by the screens, the (3) will pass the ball to the (1) who then passes to the (2) for the open 3-pointer.

CATEGORY Offense

PLAY NAME

Offensive 3 Point Shot Play: "Carey"



DESCRIPTION

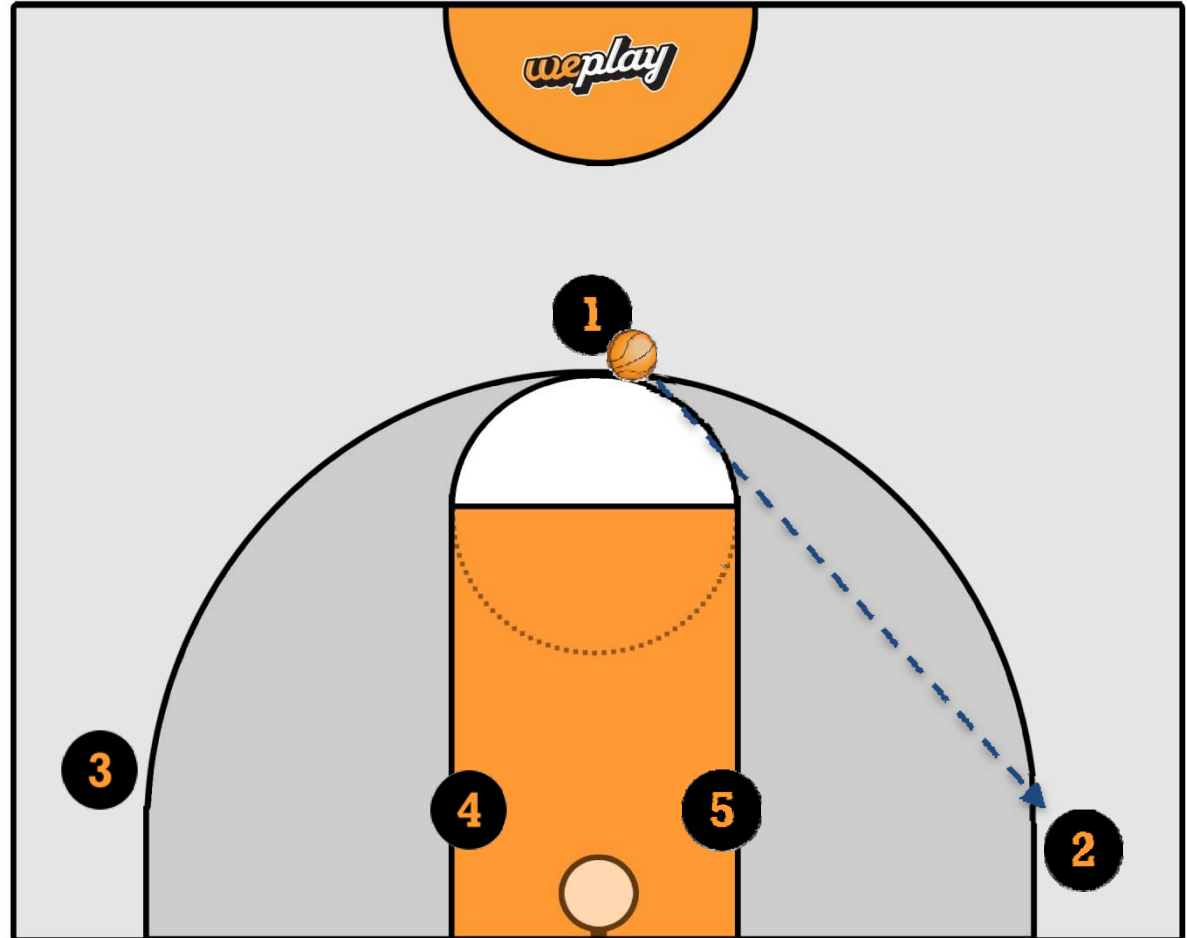
This 3-pointer play is designed to get a wide open 3-point shot from the corner for the (2) or best outside shooter on the team using a double screen.

1. The (2) will dribble from the top of the key towards the wing and then makes a pass to the (3).
2. After the pass is made, the (2) will cut diagonally towards the (4) where the (4) will set a screen. The (1) heads to the top of the key.
3. The (2) will continue to cut through the baseline and pass the (5) who will set another screen for him/her so the (2) can get open in the corner.
4. As the (2) passes by the screens, the (3) will pass the ball to the (1) who then passes to the (2) for the open 3-pointer.

CATEGORY Offense

PLAY NAME

Offensive 3 Point Shot Play: "Carey"



DESCRIPTION

This 3-pointer play is designed to get a wide open 3-point shot from the corner for the (2) or best outside shooter on the team using a double screen.

1. The (2) will dribble from the top of the key towards the wing and then makes a pass to the (3).
2. After the pass is made, the (2) will cut diagonally towards the (4) where the (4) will set a screen. The (1) heads to the top of the key.
3. The (2) will continue to cut through the baseline and pass the (5) who will set another screen for him/her so the (2) can get open in the corner.
4. As the (2) passes by the screens, the (3) will pass the ball to the (1) who then passes to the (2) **for the open 3-pointer.**

CATEGORY Offense

PLAY NAME

Offensive 3 Point Shot Play: "Carey"

